



Learn, Laugh and Play


Information for Reception Parents Phonics and Reading

September 2023

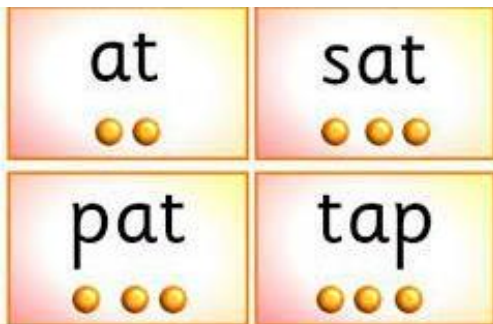


Read Write Inc.
Phonics

Set 1 Speed Sounds:



Each word can be sounded out using sound buttons to help.



1.2

gəp	pən	tɒp
gɒt	dɒg	pɪn
tɪp	pɪg	dɪg
sɪt	ɪt	ɪn
ɒn	ænd	ən

Set 2 Speed Sounds:

ay



May I play?



ee

What can you see?

igh



Fly high



ow

Blow the snow

oo



Poo at the zoo



oo

Look at a book



Start the car



or

Shut the door

air



That's not fair



ir

Whirl and twirl



ou

Shout it out



oy

Toy from a boy

Each set 2 sound has a rhyme to accompany it when the sound is taught. For example the word 'play' cannot be sounded out as 'p-l-a-y'. The word contains the 'ay' sound so will be sounded out as 'p-l-ay'.

ship

book

night

ring

wait

fair

1.1

play

may

say

day

way

spray

1.2

see

been

seen

three

green

sleep

1.3

high

light

bright

night

fright

might

1.4

blow

low

know

snow

show

slow

Useful terminology:

phoneme	A single sound that can be made using more than one letter, e.g. s, k, ch, sh, oo, ay. There are 44 sounds in the English language even though there are only 26 letters.
grapheme	The written version of a phoneme. We use catchy rhymes to show children how to form their letters e.g. 'round the apple down the leaf' for the letter 'a', 'Maisie, mountain, mountain' for the letter 'm'.
digraph	Two letters making one sound e.g. ch, th, ay, ee, oo, ar, ow, ir.
trigraph	Three letters making one sound e.g. air, igh, ire, ear, are.
split digraph	A split digraph are two letters that join together to make a single sound but have other letters between them, e.g. cake, cube, mice, smile, bone.
cvc	Consonant Vowel Consonant word eg cat, top, wig, sun.
pure sounds	The pronunciation of each letter sound clearly and distinctly without adding additional sounds to the end. For instance, the /f/ sound is pronounced as 'ffff' and not 'fuh'.

Key words:

Alongside the teaching of phonics, "tricky" high frequency/ key words are taught as whole words, recognised on sight (**not** segmented/ sounded out). There are 15 sets of key words in Reception, that are checked weekly. New sets will only be given when the children can read them all on sight, in any order and without support.

Set 1	Set 2	Set 3
I	to	in
the	me	is
no	she	it
my	be	if
go	he	am
of	we	on

Reading books/ sequence of learning:

- Reception High Frequency Words Sets 1 to 15
- Picture books - Practise using story language, repetitive language and developing language through describing pictures
- Phonics books (once secure with set 1 sounds and beginning to segment and blend. Learning to blend sounds/ pressing sound buttons to read. 's-i-t' (sit)

We will also start group/guided reading activities later this term.

Ways to help at home:

Establish a routine to include reading regularly, sharing books, practising key words daily.

Use PURE sounds when blending and segmenting.



Play i-spy (using pure sounds) to encourage hearing sounds in words.

Fill in/sign the 'Parent Comments' in your child's reading record each time you read/ check key words to keep a dialogue with us and so that books can be changed regularly.

Enjoy sharing books and stories together.

What resources are available to help me support my child at home?

Set 1, 2 and 3 speed sound cards are available from Amazon, RWI or OUP website.



Further Information

Read Write Inc. Website:

<http://www.oup.com/oxed/primary/rwi/>

For Parents:

<http://www.oup.com/oxed/primary/rwi/forparents/>

Oxford Owl with Free E Books:

<http://www.oxfordowl.co.uk/Reading/>